

Note:

UL Style:AWM 20706 60V -30°C~105°C.

Total Length: Tolerance

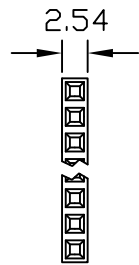
(30 mm-100mm) ±1

(101mm-300mm) ±3

(301mm-600mm) ±5

(601mm-900mm) ±8

***RoHS Compliant**



Series **FC5** 4 -A XX FH NB /2 * XXmm Length
 4: Pitch 2.54
 A: UL20706
 NO. of Pin Count
 NB:No Bump
 FH:Female Housing
 2:Connector on Both End

Position	2 Thru 25
Dimension	2 Thru 25
A	(No. of Pin - 1) x 2.54
B	No. of Pin x 2.54
C	(No. of Pin + 1) x 2.54

Tolerances x= ±0.5 .x= ±0.25 .xx=±0.15	Drawn No.	FC54F00001	Part No.	FC54-AXXFHNB/2*XXmm Flexible Flat Cable	
	Date	SPE-10-09	Title:		
	Unit mm	Scale 1:1	Drawn By		Rikey
	Drawn By	Rikey	①513		

OUPIN			
OUPIN ENTERPRISE CO., LTD.			
Projection	⊕	⊖	Ver. No. A1

Note:

UL Style:AWM 20706 60V -30°C~105°C.

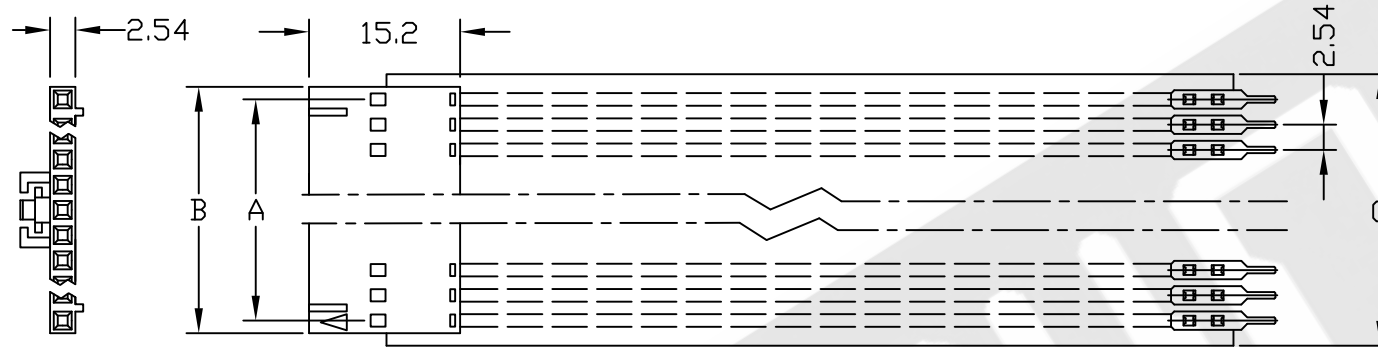
Total Length: Tolerance

(30 mm-100mm) ±1

(101mm-300mm) ±3

(301mm-600mm) ±5

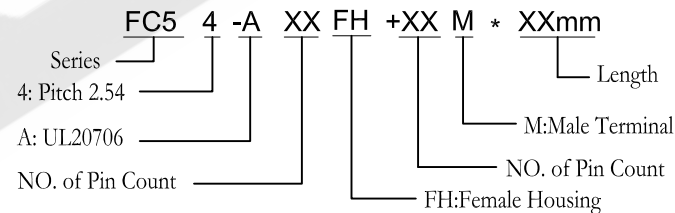
(601mm-900mm) ±8



***RoHS Compliant**



Position	Dimension			Position	Dimension		
	A	B	C		A	B	C
2	2.54	5.2	7.62	14	33.02	35.8	38.10
3	5.08	7.8	10.16	15	35.54	38.3	40.64
4	7.62	10.3	12.70	16	38.10	40.9	43.18
5	10.16	12.9	15.24	17	40.64	43.4	45.72
6	12.70	15.4	17.78	18	43.18	46.0	48.26
7	15.24	18.0	20.32	19	45.72	48.5	50.80
8	17.78	20.5	22.86	20	48.26	51.1	53.34
9	20.32	23.1	25.40	21	50.80	53.6	55.88
10	22.86	25.6	27.94	22	53.34	56.2	58.42
11	25.40	28.1	30.48	23	55.88	58.7	60.96
12	27.94	30.7	33.02	24	58.42	61.2	63.50
13	30.48	33.2	35.56	25	60.96	63.8	66.04



Tolerances x= ±0.5 .x= ±0.25 .xx=±0.15	Drawn No.	FC54F00002	Part No.		 OUPIIN ENTERPRISE CO., LTD. Projection Ver. No. A1
	Date	SPE-10-09	FC54-AXXFH+XXM*XXmm		
	Unit mm	Scale	1:1	Title:	
	Drawn By	Rikey	①513		

Note:

UL Style:AWM 20706 60V -30°C~105°C.

Total Length: Tolerance

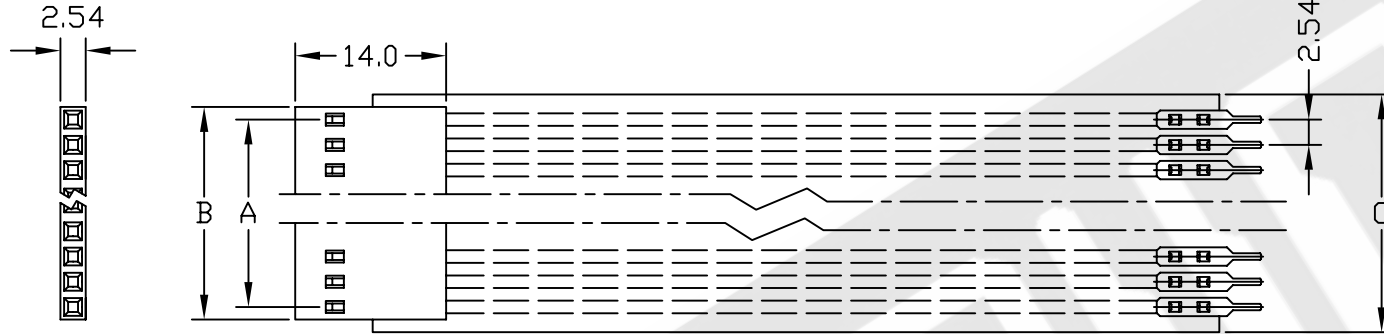
(30 mm-100mm) ±1

(101mm-300mm) ±3

(301mm-600mm) ±5

(601mm-900mm) ±8

***RoHS Compliant**



Series **FC5** **4** **-A** **XX** **FH** **NB** **+XX** **M** * **XX**mm Length
 4: Pitch 2.54
 A: UL20706
 NO. of Pin Count
 FH:Female Housing
 NB:No Bump
 M:Male Terminal
 NO. of Pin Count

Position	2 Thru 25
Dimension	
A	(No. of Pin - 1) x 2.54
B	No. of Pin x 2.54
C	(No. of Pin + 1) x 2.54

Tolerances x= ±0.5 .x= ±0.25 .xx=±0.15	Drawn No.	FC54F00004	Part No.	FC54-AXXFHNB+XXM*XXmm
	Date	SPE-07-09	Title:	Flexible Flat Cable
	Unit mm	Scale 1:1	①513	
	Drawn By	Rikey		

OUPIN
OUPIN ENTERPRISE CO., LTD.
 Projection Ver. No. A1

